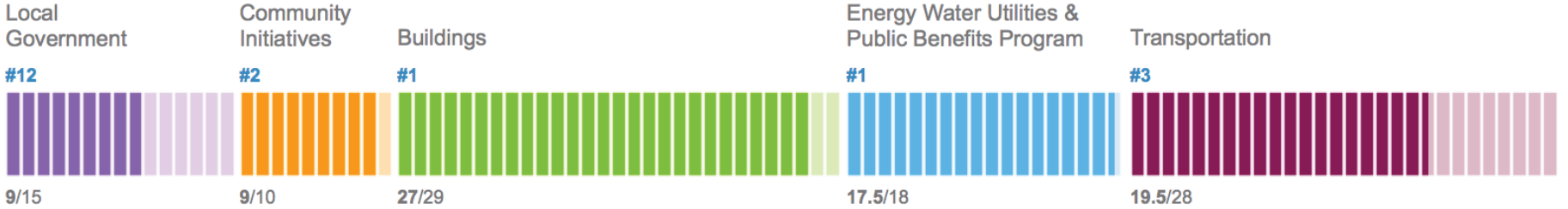
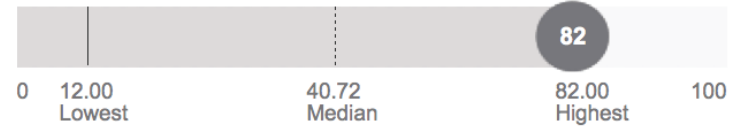


# BOSTON

Rank #1 TOTAL SCORE: 82



## CITY STATS

- Point Change from 2013 Scorecard: +5.25
- City pop.: 645,966
- Metro pop.: 4,684,299
- Utilities: Eversource (formerly NStar) (elec), National Grid (gas)

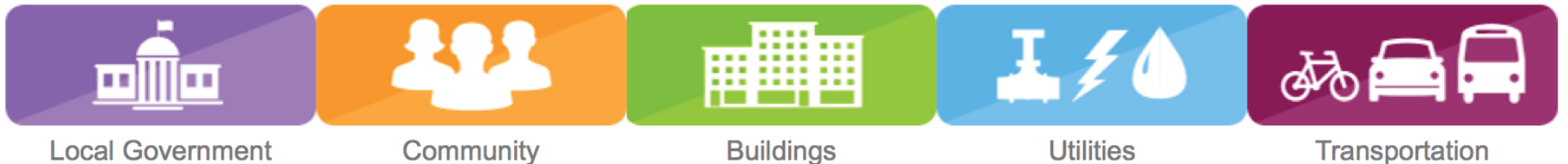
## BEST PRACTICES

- Building Energy Reporting and Disclosure Ordinance requires all large buildings to benchmark and report energy use.
- Connects residents with energy-saving services via Renew Boston, the city's partnership with local utilities.
- On track to achieve 2020 greenhouse gas emissions reduction targets for local government operations and the community.

## AREAS FOR IMPROVEMENT

- Improve zoning and development policies to encourage more compact communities well connected to transit.

## POLICY CATEGORIES



Infographic data based on ACEEE's [2015 City Energy Efficiency Scorecard](#) released May 2015