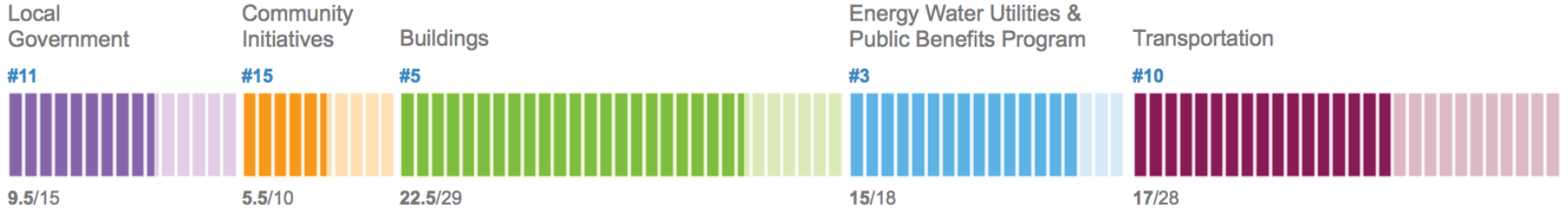



CHICAGO

Rank #6 TOTAL SCORE: 69.5



CITY STATS

- Point Change from 2013 Scorecard: +14.75
- City pop.: 2,718,782
- Metro pop.: 9,537,289
- Utilities: ComEd (elec), Peoples Gas (gas)

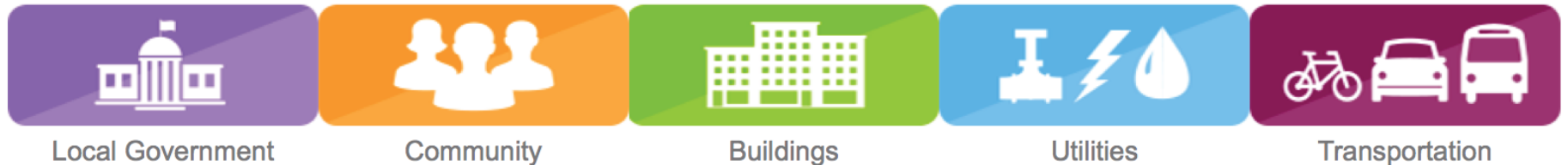
BEST PRACTICES

- Utility efficiency programs are well funded, and customers have good access to energy data, including automated benchmarking services for large buildings.
- Chicago Energy Use Benchmarking Ordinance requires large buildings to benchmark and report energy use.
- Currently expanding Divvy system, their bicycle-sharing program.

AREAS FOR IMPROVEMENT

- Improve zoning and development policies to encourage more compact communities well connected to transit.
- Adopt programs and policies to plan for future district energy and CHP systems.

POLICY CATEGORIES



Infographic data based on ACEEE's [2015 City Energy Efficiency Scorecard](#) released May 2015