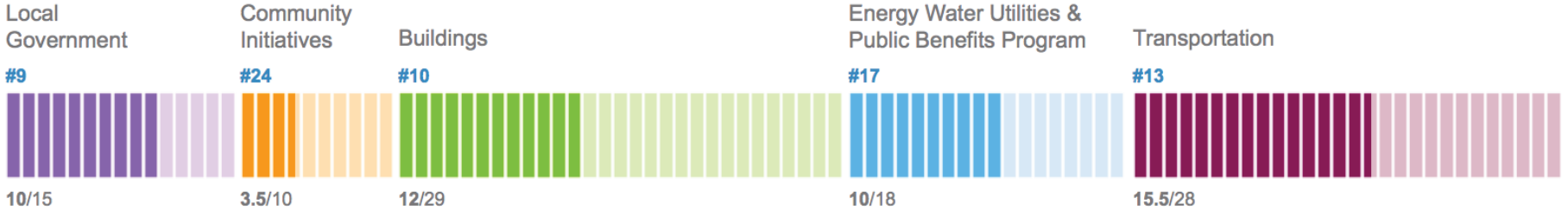
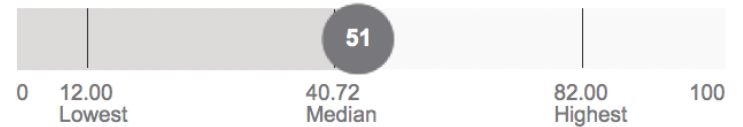


HOUSTON

Rank #13 TOTAL SCORE: 51



CITY STATS

- Point Change from 2013 Scorecard: +5.75
- City pop.: 2,195,914
- Metro pop.: 6,313,158
- Utility: CenterPoint Energy (elec & gas)

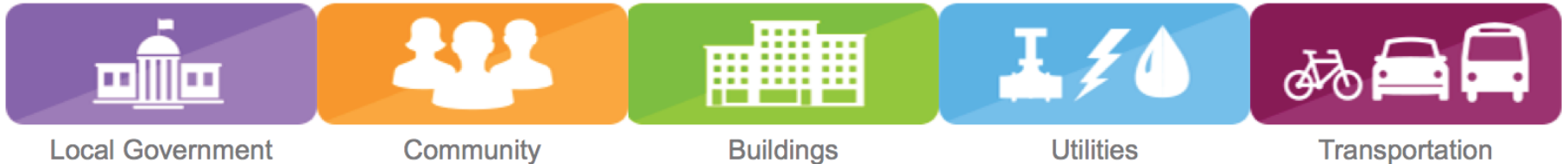
BEST PRACTICES

- Energy benchmarking and retrofit strategy in place for municipal buildings.
- On track to achieve 2016 greenhouse gas emissions reduction target for local government operations.
- City advocates for additional energy efficiency requirements and policy improvements for energy data access.

AREAS FOR IMPROVEMENT

- Establish local government operations and community-wide energy-savings goals and regularly report progress toward achieving them.
- Increase resources for building energy code compliance and adopt building benchmarking and transparency policies.

POLICY CATEGORIES



Infographic data based on ACEEE's [2015 City Energy Efficiency Scorecard](#) released May 2015