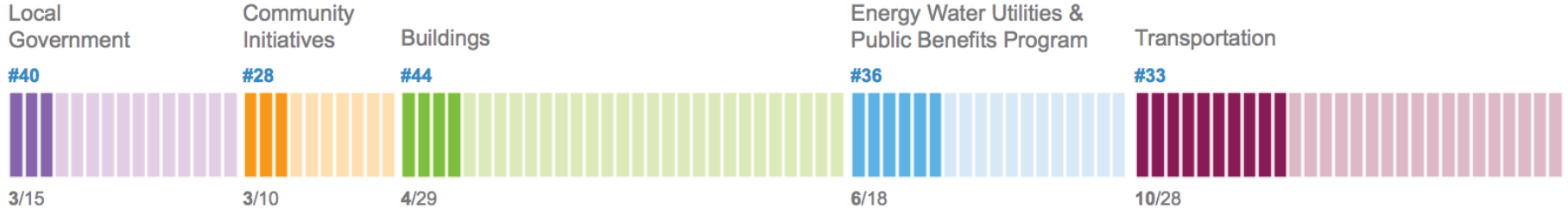
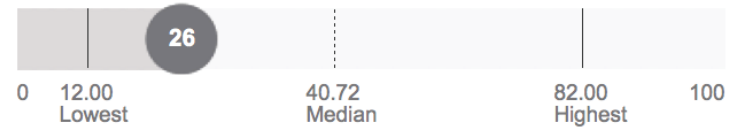


# JACKSONVILLE

Rank #40 TOTAL SCORE: 26



## CITY STATS

- Point Change from 2013 Scorecard: +8.75
- City pop.: 842,583
- Metro pop.: 1,394,624
- Utilities: JEA (elec), TECO PGS (gas)

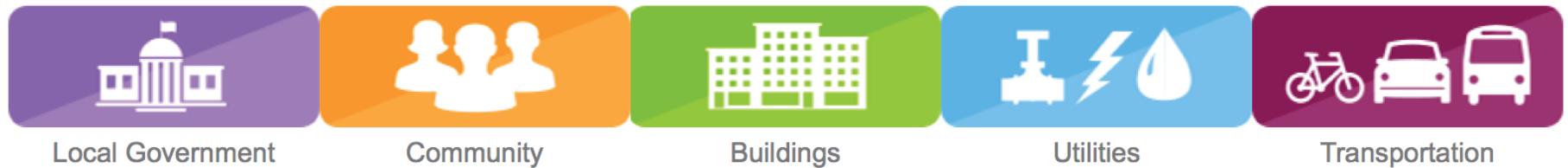
## BEST PRACTICES

- 2030 Mobility Plan identifies VMT per capita reduction target and contains other measures to reduce transportation-related energy use.
- High citywide combined heat and power capacity and several district energy systems.

## AREAS FOR IMPROVEMENT

- Increase resources for building energy code compliance, advocate for stronger statewide residential and commercial building energy codes, and adopt building benchmarking and transparency policies.
- Establish local government operations and community-wide energy-savings goals.
- Greater investment in electric and natural-gas utility efficiency programs.

## POLICY CATEGORIES



Infographic data based on ACEEE's [2015 City Energy Efficiency Scorecard](#) released May 2015