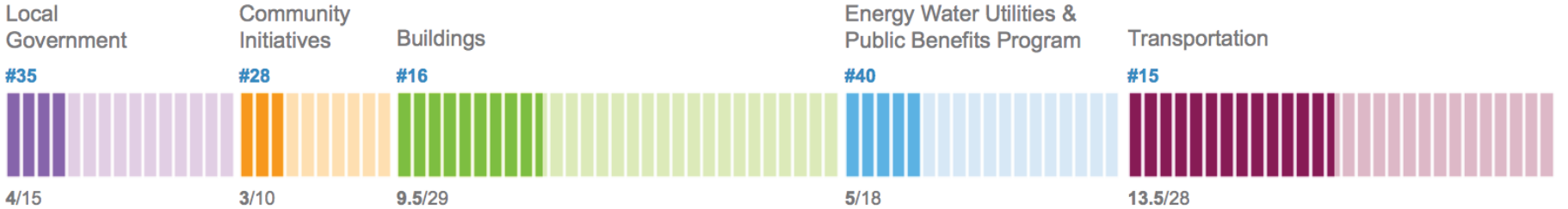
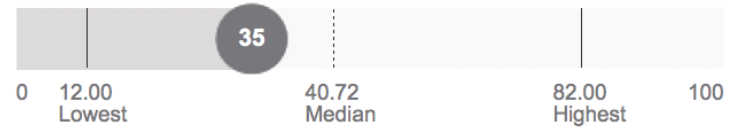


KANSAS CITY

Rank #27 TOTAL SCORE: 35



CITY STATS

- Point Change from 2013 Scorecard: n/a
- City pop.: 467,007
- Metro pop.: 2,054,473
- Utilities: Kansas City Power & Light (elec), Missouri Gas (gas)

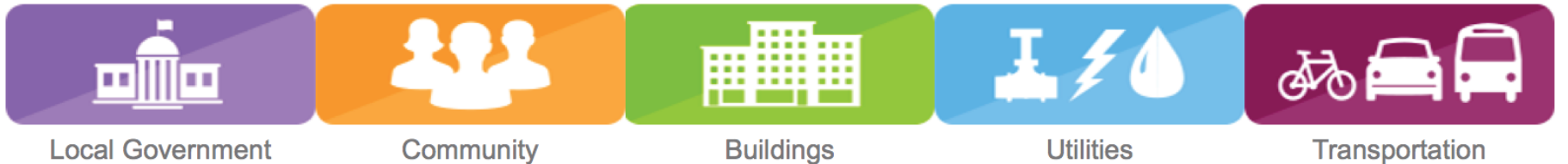
BEST PRACTICES

- Climate Protection Plan identified citywide vehicle miles traveled reduction goal and Kansas City B-cycle provides bike-sharing services.
- Adopted the latest residential and commercial energy codes

AREAS FOR IMPROVEMENT

- Adopt municipal building retrofit strategy and regularly report progress toward achieving local government operations and community-wide greenhouse gas emissions reductions goals.
- Work with utilities to increase investment in electric, natural-gas, and water efficiency programs.
- Adopt building benchmarking and transparency policies.

POLICY CATEGORIES



Infographic data based on ACEEE's [2015 City Energy Efficiency Scorecard](#) released May 2015