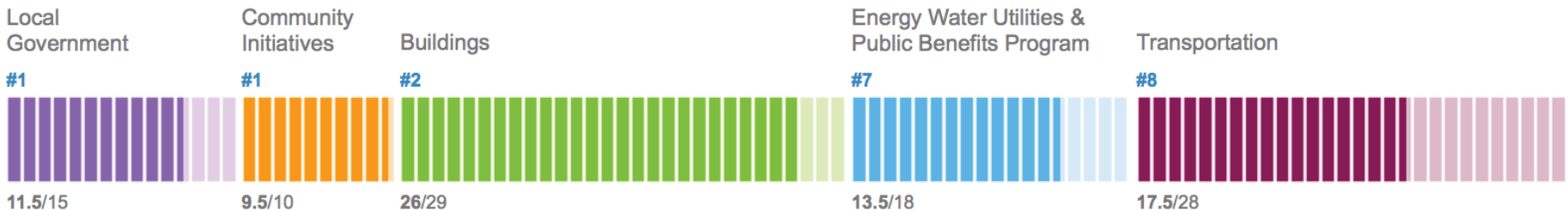
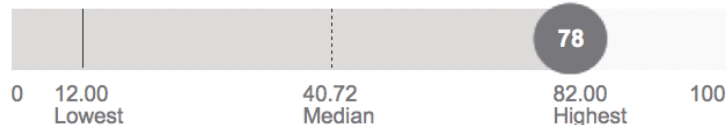


NEW YORK

Rank #2 TOTAL SCORE: 78



CITY STATS

- Point Change from 2013 Scorecard: +8.25
- City pop.: 8,405,837
- Metro pop.: 19,949,502
- Utilities: ConEdison & NYSEDA (elec), National Grid (gas)

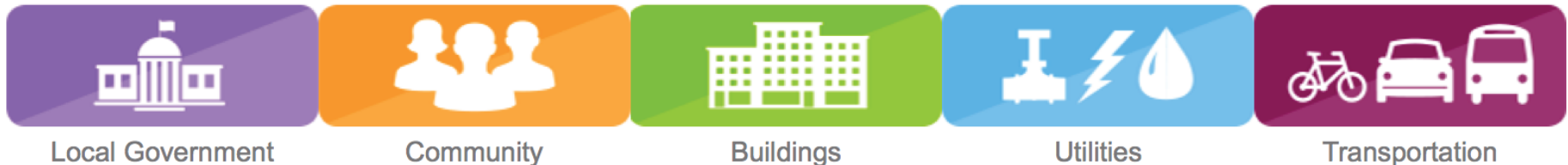
BEST PRACTICES

- Greener, Greater Buildings Plan requires large buildings to benchmark and report energy use and undergo periodic energy audits and energy system tune-ups.
- On track to achieve near-term local government operations and community-wide greenhouse gas emissions reduction goals.
- Strong efficiency efforts in water services, including drinking water, wastewater, and stormwater management.

AREAS FOR IMPROVEMENT

- Encourage more compact communities, well connected to transit, and a switch from driving to other modes of transportation.

POLICY CATEGORIES



Infographic data based on ACEEE's [2015 City Energy Efficiency Scorecard](#) released May 2015