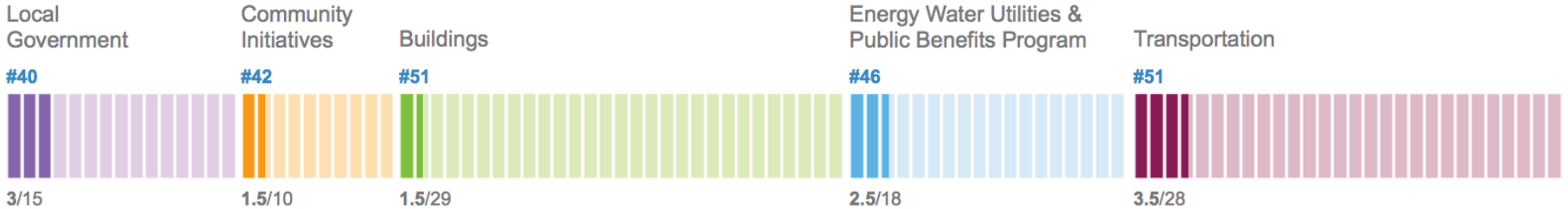
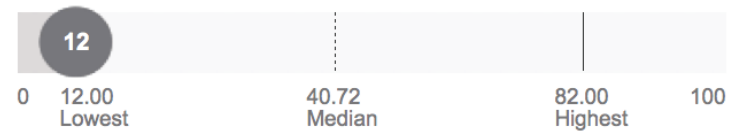


# OKLAHOMA CITY

Rank #51 TOTAL SCORE: 12



## CITY STATS

- Point Change from 2013 Scorecard: n/a
- City pop.: 610,613
- Metro pop.: 1,319,677
- Utilities: Oklahoma Gas & Electric (elec), Oklahoma Natural Gas (gas)

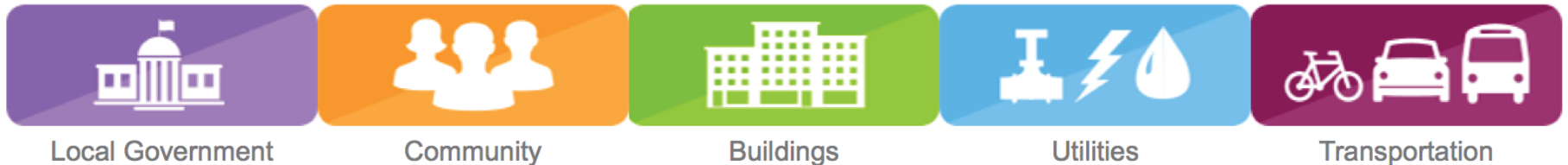
## BEST PRACTICES

- Timecar provides car-sharing services and SpokiesOKC provides bike-sharing services.

## AREAS FOR IMPROVEMENT

- Increase resources for building energy code compliance, advocate for stronger statewide residential and commercial building energy codes, and adopt building benchmarking and transparency policies.
- Establish local government operations and community-wide energy-savings goals and regularly report progress toward achieving them.
- Partner with utilities to increase investment in electric and natural-gas efficiency programs and to improve access to utility energy data.

## POLICY CATEGORIES



Infographic data based on ACEEE's [2015 City Energy Efficiency Scorecard](#) released May 2015