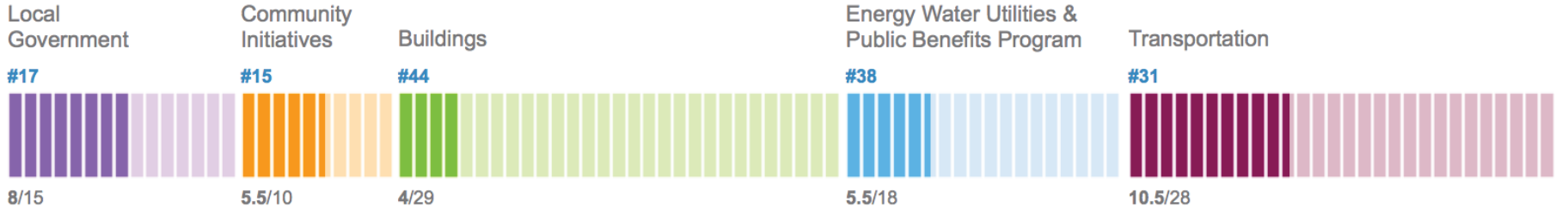
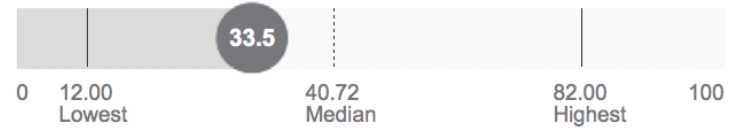


ORLANDO

Rank #30 TOTAL SCORE: 33.5



CITY STATS

- Point Change from 2013 Scorecard: n/a
- City pop.: 255,483
- Metro pop.: 2,267,846
- Utilities: Orlando Utilities Commission (elec), TECO PGS (gas)

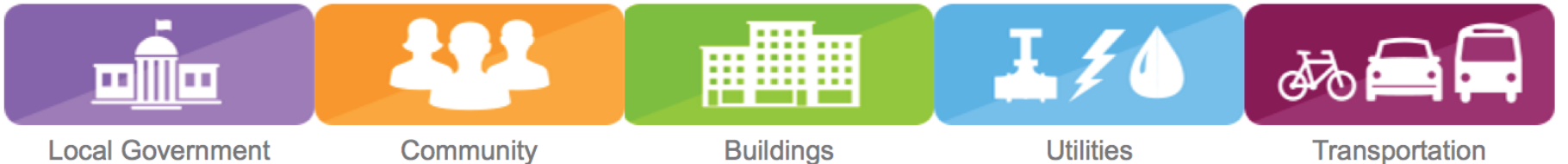
BEST PRACTICES

- Municipal Operations Sustainability Plan and Greenworks Plan identified local government operations and community-wide energy savings goals.
- Participates in Better Buildings Challenge and benchmarks energy use in municipal buildings.

AREAS FOR IMPROVEMENT

- Increase resources for building energy code compliance, advocate for stronger statewide residential and commercial building energy codes, and adopt building benchmarking and transparency policies.
- Partner with utilities to increase investment in electric, natural-gas, and water efficiency programs and to improve access to utility energy data.

POLICY CATEGORIES



Infographic data based on ACEEE's [2015 City Energy Efficiency Scorecard](#) released May 2015