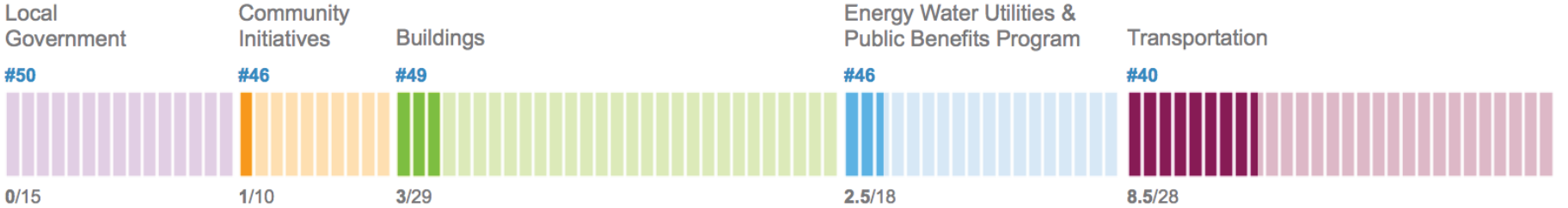
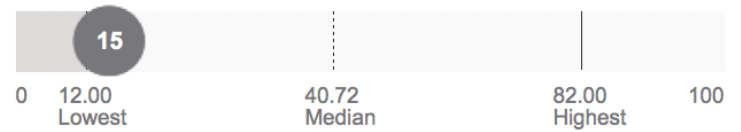


# RALEIGH

Rank #49 TOTAL SCORE: 15



## CITY STATS

- Point Change from 2013 Scorecard: n/a
- City pop.: 431,746
- Metro pop.: 1,214,516
- Utilities: Duke Energy Carolinas (elec), Piedmont Natural Gas (gas)

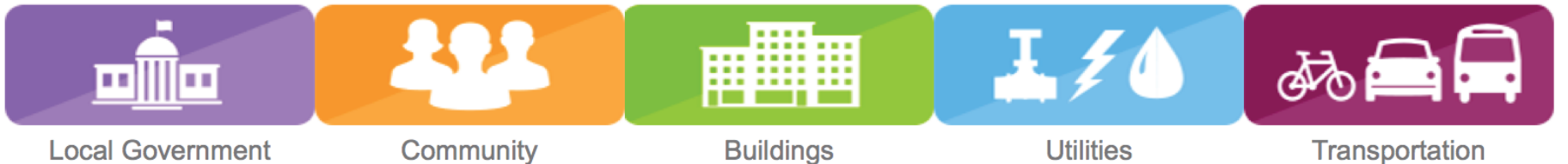
## BEST PRACTICES

- Implemented transportation demand management programs, including Commute Smart Raleigh, to transport more people in fewer vehicles.

## AREAS FOR IMPROVEMENT

- Establish local government operations and community-wide energy-savings goals.
- Increase resources for building energy code compliance, advocate for stronger statewide residential and commercial building energy codes, and adopt building benchmarking and transparency policies.
- Partner with utilities to increase investment in electric and natural-gas efficiency programs and to improve access to utility energy data.

## POLICY CATEGORIES



Infographic data based on ACEEE's [2015 City Energy Efficiency Scorecard](#) released May 2015