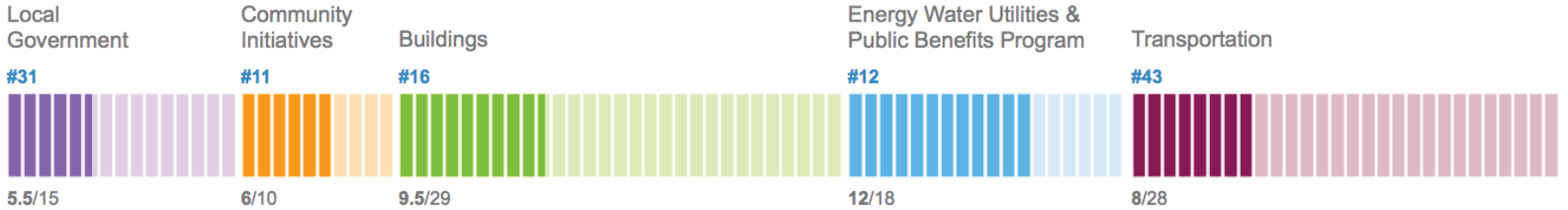
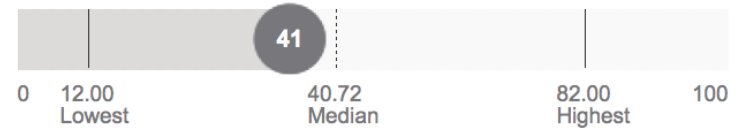


SACRAMENTO

Rank #20 TOTAL SCORE: 41



CITY STATS

- Point Change from 2013 Scorecard: +0.25
- City pop.: 479,686
- Metro pop.: 2,215,770
- Utilities: Sacramento Municipal Utility District (elec), PG&E (gas)

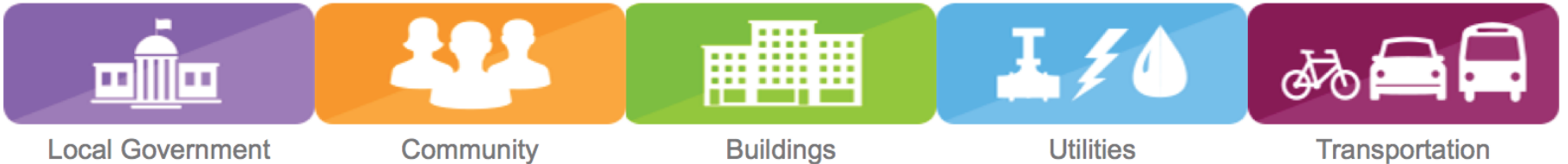
BEST PRACTICES

- Energy-savings goals for government and community adopted in the Sacramento Climate Action Plan.
- High levels of savings from electric utility efficiency programs.

AREAS FOR IMPROVEMENT

- Encourage more compact communities, well connected to transit, and a switch from driving to other modes of transportation.
- Increase resources for building energy code compliance and adopt building benchmarking and transparency policies.

POLICY CATEGORIES



Infographic data based on ACEEE's [2015 City Energy Efficiency Scorecard](#) released May 2015