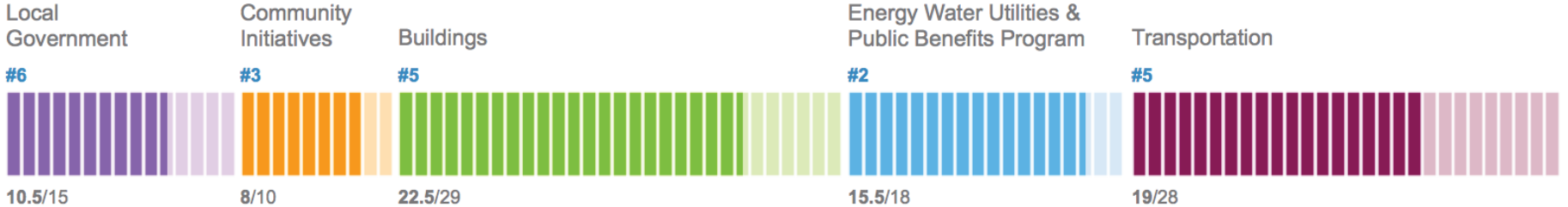
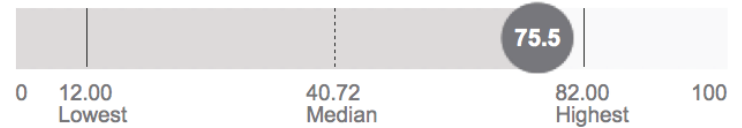


SAN FRANCISCO

Rank #4 TOTAL SCORE: 75.5



CITY STATS

- Point Change from 2013 Scorecard: +5.75
- City pop.: 837,442
- Metro pop.: 4,516,276
- Utility: Pacific Gas & Electric (elec & gas)

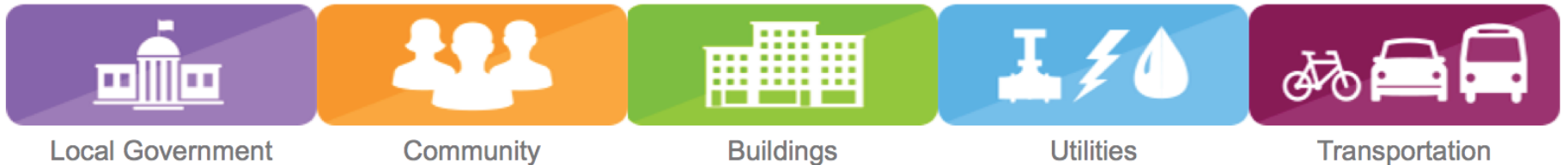
BEST PRACTICES

- City-utility partnership through SF Energy Watch and good access to energy data, including automated benchmarking services from utility for large buildings.
- On track to achieve 2017 community-wide greenhouse gas emissions reduction target.
- Homes must improve efficiency when sold or renovated under the Residential Energy Conservation Ordinance.

AREAS FOR IMPROVEMENT

- Extend building benchmarking and transparency policy to cover multifamily residential buildings, and regularly report on progress toward local government operations GHG emissions reduction target.

POLICY CATEGORIES



Infographic data based on ACEEE's [2015 City Energy Efficiency Scorecard](#) released May 2015