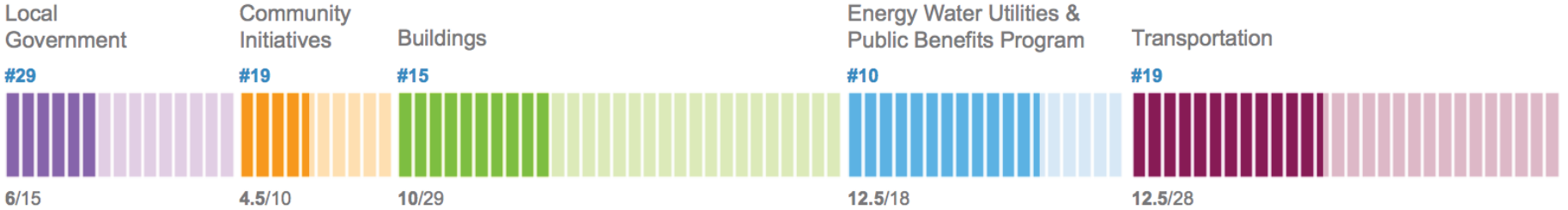
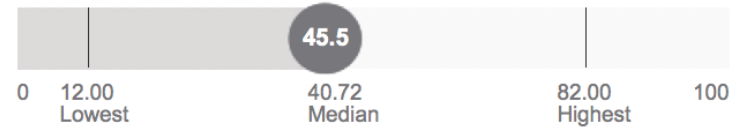


SAN JOSE

Rank #16 TOTAL SCORE: 45.5



CITY STATS

- Point Change from 2013 Scorecard: +8.25
- City pop.: 998,537
- Metro pop.: 1,919,641
- Utility: Pacific Gas & Electric (elec & gas)

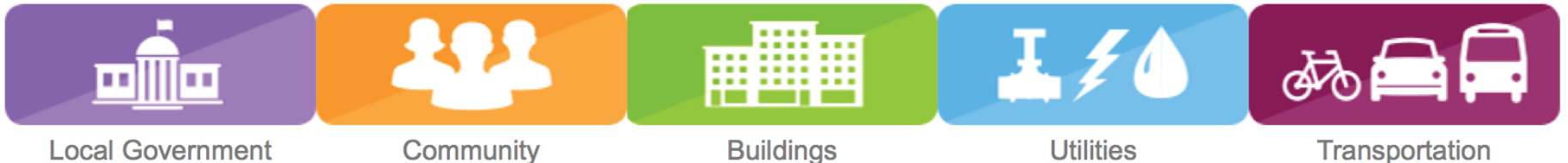
BEST PRACTICES

- Green Vision plan identified energy-savings goals for local government and community.
- High energy utility efficiency investments and savings; strong city-utility partnership through Silicon Valley Energy Watch.
- City advocates for additional energy efficiency requirements and policy improvements for energy data access.

AREAS FOR IMPROVEMENT

- Increase resources for building energy code compliance and adopt building benchmarking and transparency policies.
- Improve zoning and development policies to encourage more compact communities well connected to transit.

POLICY CATEGORIES



Infographic data based on ACEEE's [2015 City Energy Efficiency Scorecard](#) released May 2015