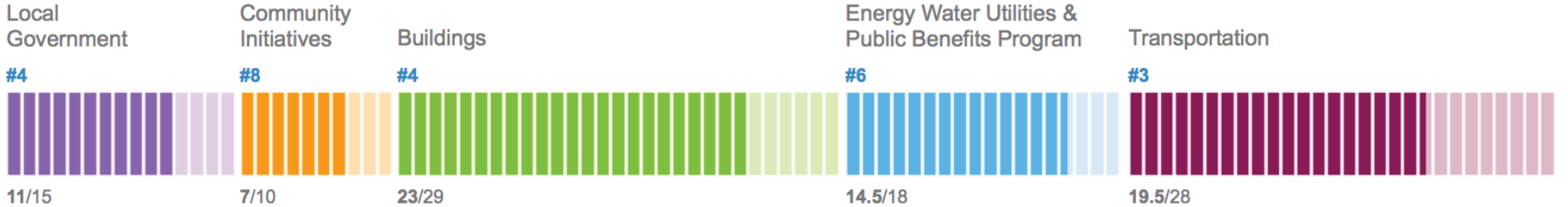



SEATTLE

Rank #5 TOTAL SCORE: 75



CITY STATS

- Point Change from 2013 Scorecard: +9.75
- City pop.: 652,405
- Metro pop.: 3,610,105
- Utilities: Seattle City Light (elec), Puget Sound Energy (gas)

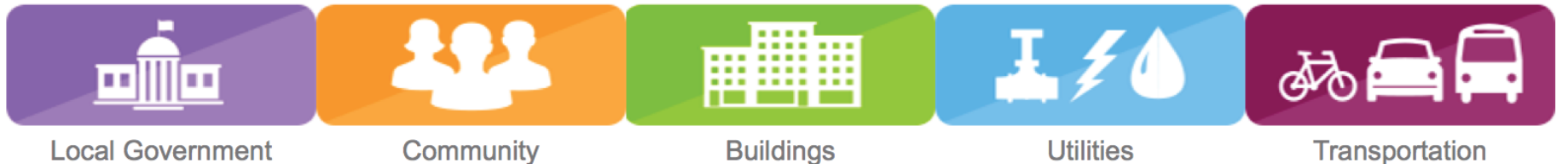
BEST PRACTICES

- Electric utility efficiency programs are well funded and utility customers have good access to energy data, including automated benchmarking services for large buildings.
- Strong efficiency measures in place for drinking water, wastewater, and stormwater management systems.
- Requires large buildings to benchmark and report energy use.
- Commercial building energy code amendments make local code more stringent than statewide code.

AREAS FOR IMPROVEMENT

- Increase use of combined heat and power and district energy systems.

POLICY CATEGORIES



Infographic data based on ACEEE's [2015 City Energy Efficiency Scorecard](#) released May 2015